

- ① Series name
- ② Single output
- ③ Input voltage
24:DC18 - 36V
48:DC36 - 76V
- ④ Output voltage
015:1.5V
018:1.8V
025:2.5V
033:3.3V
050:5V
120:12V
- ⑤ Output current
- ⑥ Optional
R :with Remote ON/OFF
Positive logic control
V :Output voltage setting $\pm 1\%$
N :Auto restart from thermal protection

MODEL	CQS24033-40	CQS24050-28	CQS24120-12
MAX OUTPUT WATTAGE[W]	132.0	140.0	144.0
DC OUTPUT	3.3V 40A	5V 28A	12V 12A

SPECIFICATIONS

	MODEL	CQS24033-40	CQS24050-28	CQS24120-12	
INPUT	VOLTAGE[V]	DC18 - 36			
	CURRENT[A]	6.05typ	6.45typ	6.59typ	
	EFFICIENCY[%]	91typ	91typ	92typ	
	START-UP VOLTAGE[V]	DC16 - 18			
	HYSTERESIS VOLTAGE[V]	DC1 min			
OUTPUT	VOLTAGE[V]	3.3	5	12	
	CURRENT[A]	40	28	12	
	LINE REGULATION[mV]	± 5 max	± 5 max	± 12 max	
	LOAD REGULATION[mV]	± 5 max	± 5 max	± 12 max	
	RIPPLE	[mVrms]	20max	25max	40max
		[mVp-p]	60max	80max	120max
	RIPPLE NOISE[mVp-p]	100max	120max	150max	
	TEMPERATURE REGULATION[mV]	66max	100max	240max	
	DRIFT[mV]	16max	20max	40max	
	START-UP TIME[ms]	200max (DCIN 24V, $I_o=100\%$)			
OUTPUT VOLTAGE ADJUSTMENT RANGE	Fixed (TRM pin open), adjustable by external resistor -15% / +15%				
OUTPUT VOLTAGE SETTING	$\pm 1.6\%$				
PROTECTION CIRCUIT AND OTHERS	OVERCURRENT PROTECTION	Works over 105% of rating, low voltage protection (shut down) function is built-in.			
	OVERVOLTAGE PROTECTION	125% - 135%	125% - 135%	117% - 127%	
	REMOTE SENSING	Provided			
	REMOTE ON/OFF	Provided (Negative logic L : ON, H : OFF)			

MODEL	CQS48015-50	CQS48018-50	CQS48025-45	CQS48033-45	CQS48050-28	CQS48120-14
MAX OUTPUT WATTAGE[W]	75.0	90.0	112.5	148.5	140.0	168.0
DC OUTPUT	1.5V 50A	1.8V 50A	2.5V 45A	3.3V 45A	5V 28A	12V 14A

SPECIFICATIONS

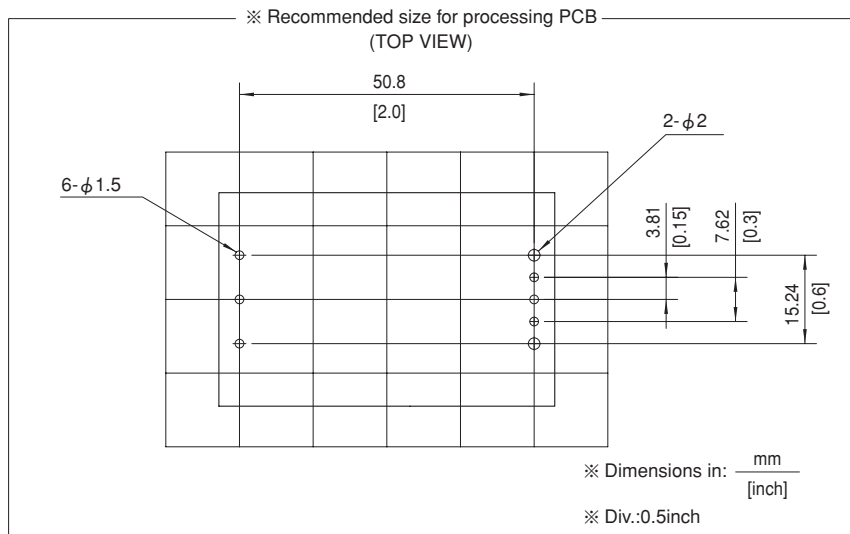
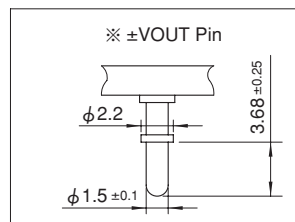
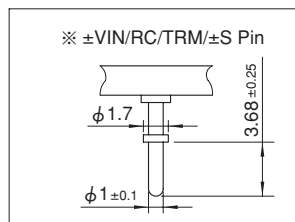
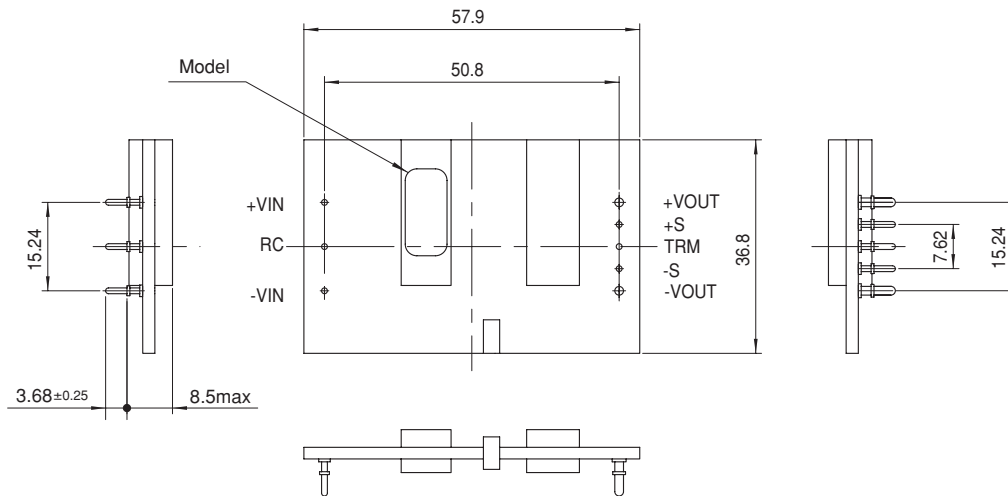
	MODEL	CQS48015-50	CQS48018-50	CQS48025-45	CQS48033-45	CQS48050-28	CQS48120-14	
INPUT	VOLTAGE[V]	DC36 - 76						
	CURRENT[A]	1.80typ	2.13typ	2.58typ	3.36typ	3.17typ	3.80typ	
	EFFICIENCY[%]	87typ	88typ	91typ	92typ	92typ	92typ	
	START-UP VOLTAGE[V]	DC32 - 36						
	HYSTERESIS VOLTAGE[V]	DC2 min						
OUTPUT	VOLTAGE[V]	1.5	1.8	2.5	3.3	5	12	
	CURRENT[A]	50	50	45	45	28	14	
	LINE REGULATION[mV]	± 5 max	± 5 max	± 5 max	± 5 max	± 5 max	± 12 max	
	LOAD REGULATION[mV]	± 5 max	± 5 max	± 5 max	± 5 max	± 5 max	± 12 max	
	RIPPLE	[mVrms]	20max	20max	20max	25max	25max	40max
		[mVp-p]	60max	60max	60max	60max	80max	120max
	RIPPLE NOISE[mVp-p]	100max	100max	100max	100max	120max	150max	
	TEMPERATURE REGULATION[mV]	66max	66max	66max	66max	100max	240max	
	DRIFT[mV]	16max	16max	16max	16max	20max	40max	
	START-UP TIME[ms]	200max (DCIN 48V, $I_o=100\%$)						
OUTPUT VOLTAGE ADJUSTMENT RANGE	Fixed (TRM pin open), adjustable by external resistor -20% / +10%							
OUTPUT VOLTAGE SETTING	$\pm 1.6\%$							
PROTECTION CIRCUIT AND OTHERS	OVERCURRENT PROTECTION	Works over 105% of rating, low voltage protection (shut down) function is built-in.						
	OVERVOLTAGE PROTECTION	117% - 127%			125% - 135%		117% - 127%	
	REMOTE SENSING	Provided						
	REMOTE ON/OFF	Provided (Negative logic L : ON, H : OFF)						

GENERAL SPECIFICATIONS

ISOLATION	INPUT-OUTPUT	DC1,500V or AC1,000V 1minute, Cutoff current = 10mA, DC500V 50MΩ min (20 ± 15°C)
ENVIRONMENT	OPERATING TEMP., HUMID. AND ALTITUDE	-40 to +85°C, 20 - 95%RH (Non condensing) (Refer to DERATING CURVE), 3,000m (10,000feet) max
	STORAGE TEMP., HUMID. AND ALTITUDE	-40 to +100°C, 20 - 95%RH (Non condensing), 9,000m (30,000feet) max
	VIBRATION	10 - 55Hz, 49.0m/s ² (5G), 3minutes period, 60minutes each along X, Y and Z axis
SAFETY	IMPACT	196.1m/s ² (20G), 11ms, once each along X, Y and Z axis
	AGENCY APPROVALS	UL60950-1, C-UL (CSA60950-1), EN60950-1
OTHERS	CASE SIZE/WEIGHT	57.9 × 8.5 × 36.8mm (W × H × D) / 40g max
	COOLING METHOD	Convection / Forced air

- *1 At rated input(DC24V,DC48V) and rated load and 25°C, 2m/s.
- *2 Ripple and ripple noise is measured by using measuring board with ceramic capacitor 22 μF. Refer to the Instruction Manual.
- *3 Drift is the change in DC output for an eight hour period after a half-hour warm-up at 25°C, with the input voltage held constant at the rated input/output.
- *4 Refer to the instruction manual for input voltage derating.

External view



- ※ Tolerance: ±0.5
- ※ Mass: 40g or less
- ※ Dimensions in mm